

EVOLVING OUR CAMPUS PARKING MODEL

Parking Information Session

April 2024



University of Missouri



WHY AN EVOLVED MODEL?

SUPPORTING CURRENT AND FUTURE NEEDS



SUPPORTING OUR FUTURE NEEDS

INVESTMENTS NEEDED

- Current model takes us through 2024
- \$51.5M of deferred maintenance for parking lots and structures.
- \$3.5M annual routine maintenance
 - Over 21,000 parking spaces
 - Nearly 60 surface lots and 7 parking structures
 - That's nearly 3.5 million square feet of parking space (61 football fields)
- Ongoing investments to support master plan



MAINTENANCE NEEDS

2024 DEFERRED MAINTENANCE STUDY

• Parking structures	\$34.5M
• Conley Avenue Garage (<i>built in 1987</i>)	\$3.3M
• University Avenue Garage (<i>built in 1987</i>)	\$3.3M
• Turner Avenue Parking Structure (<i>built in 1991</i>)	\$4M
• Tiger Avenue Garage (<i>built in 1996</i>)	\$6.4M
• Hitt Street Parking Structure (<i>built in 1998</i>)	\$8M
• Virginia Avenue Parking Structure (<i>built in 2002</i>) <i>(deferred maintenance completed in 2024 at a cost of \$7.6M)</i>	\$0M
• Parking Structure #7 (<i>built in 2009</i>)	\$9.5M
• Parking lots	\$17M
• Grand total (increase of \$25M from the 2019 study)	\$51.5M

EMPLOYEE PERMIT RATES

CURRENT MODEL TAKES US THROUGH DECEMBER 2024

Faculty and staff permit rates vary by location type (lot vs. structure) and salary range

Salary range	2024 price per month
\$0-\$46,999	\$21.50 (lot); \$25.50 (structure)
\$47,000-\$64,999	\$30.75 (lot); \$36.00 (structure)
\$65,000-\$99,999	\$39.75 (lot); \$46.50 (structure)
More than \$100,000	\$51.75 (lot); \$60.00 (structure)

EMPLOYEE PERMIT RATES IF MODEL CONTINUED

RATES WOULD NEED TO RAISE FOR ALL BY \$15 MONTHLY

Faculty and staff permit rates vary by location type (lot vs. structure) and salary range

Salary range	2024 price per month	2025 price per month (if increased)
\$0-\$46,999	\$21.50 (lot); \$25.50 (structure)	\$36.50 (lot) \$40.50 (structure)
\$47,000-\$64,999	\$30.75 (lot); \$36.00 (structure)	\$45.75 (lot) \$51 (structure)
\$65,000-\$99,999	\$39.75 (lot); \$46.50 (structure)	\$54.75 (lot) \$61.50 (structure)
More than \$100,000	\$51.75 (lot); \$60.00 (structure)	\$66.75 (lot) \$75 (structure)

NEW ERA OF CAMPUS PARKING

PROPOSED PARKING MODEL


Increasing flexibility & choice for
faculty, staff & students



SUPPORTING FUTURE NEEDS

EVOLVING FOR THE FUTURE

- Introducing a demand-based parking model
- Flexibility for permit holders to choose option that works best based on location and cost
- Low-cost options
- Access to shuttle services
- Provides additional funding to complete necessary maintenance and upgrades to structures and lots



DEMAND-BASED PERMIT MODEL

SHUTTLE SERVICES

- Year-long shuttle service
 - Regular Tiger Line shuttle 5 a.m. to 8 p.m.
 - 24/7 options to support health care staff
 - Additional support for select locations as needed
- Provided at no additional cost
- Routes throughout campus
 - Current schedule and map available at parking.missouri.edu
 - Track Tiger Line shuttles in real-time online or via app
 - Master Planning group analyzing shuttle needs and making recommendations on alternate routes



RESERVED

- CG15
- CG16
- CG18
- CG2
- RC1
- RC11
- RC3
- RC8
- TAP Fl. 1-2
- WC5
- WC7

TIER 1

- AV8
- AV15
- AV16
- RC4
- RC15
- RC16
- WC6
- WG1
- WG6
- WG11
- CAPS
- TAG
- TAP Fl. 3+
- VAPG

TIER 2

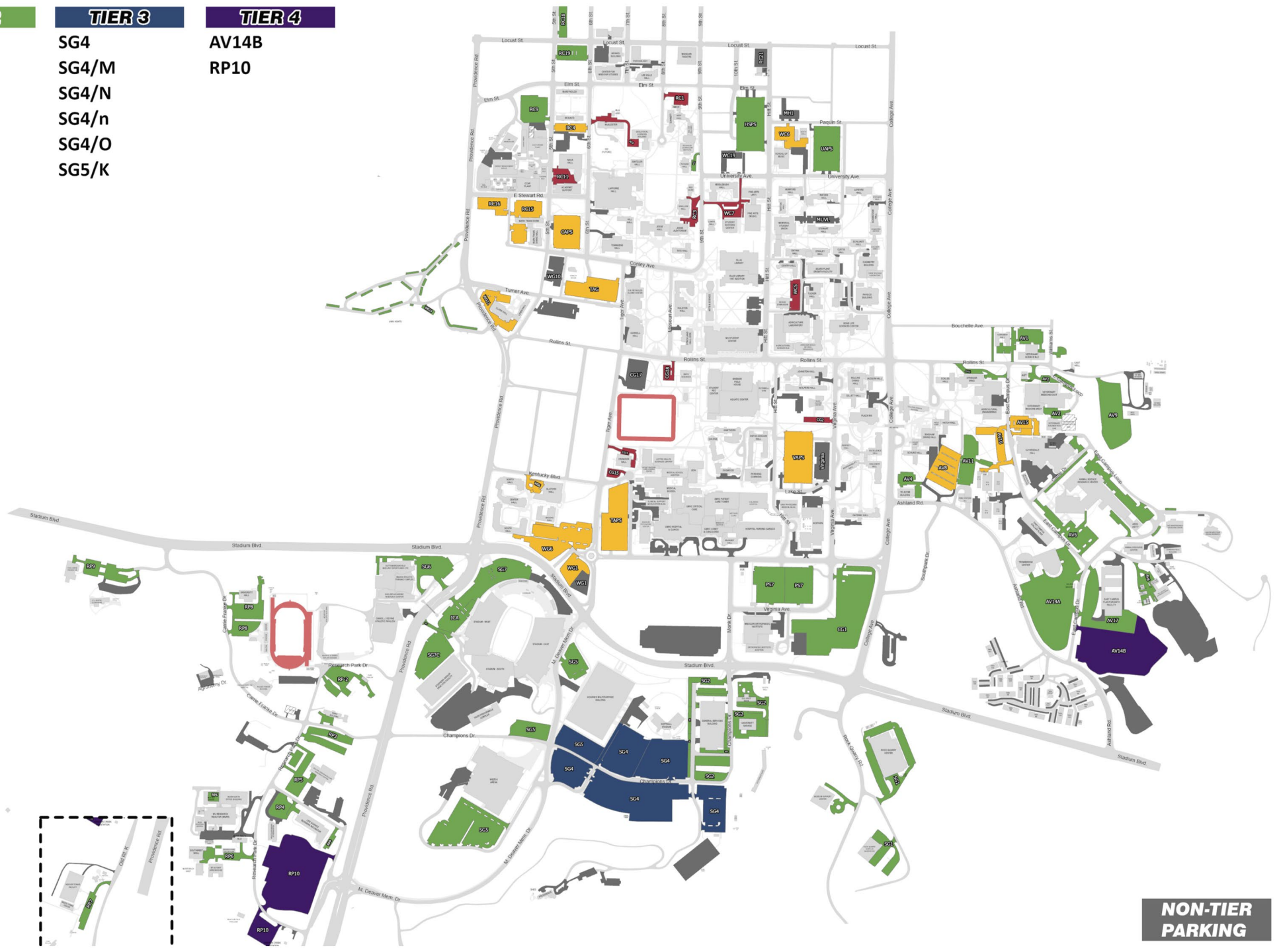
- AV1
- AV2
- AV4
- AV6
- AV9
- AV11
- AV14A
- AV17
- CG1
- CG1/NE
- L1
- RC9
- RC18
- RC19
- RP2
- RP3
- RP4
- RP5
- RP6
- RP6
- RP8
- RP9
- MN4
- MN5
- SG1
- SG2
- SG5/I
- SG5/J
- SG5/K
- SG5/P
- SG7
- WG12
- WG14
- Hitt St PG
- PS7
- UAPG

TIER 3

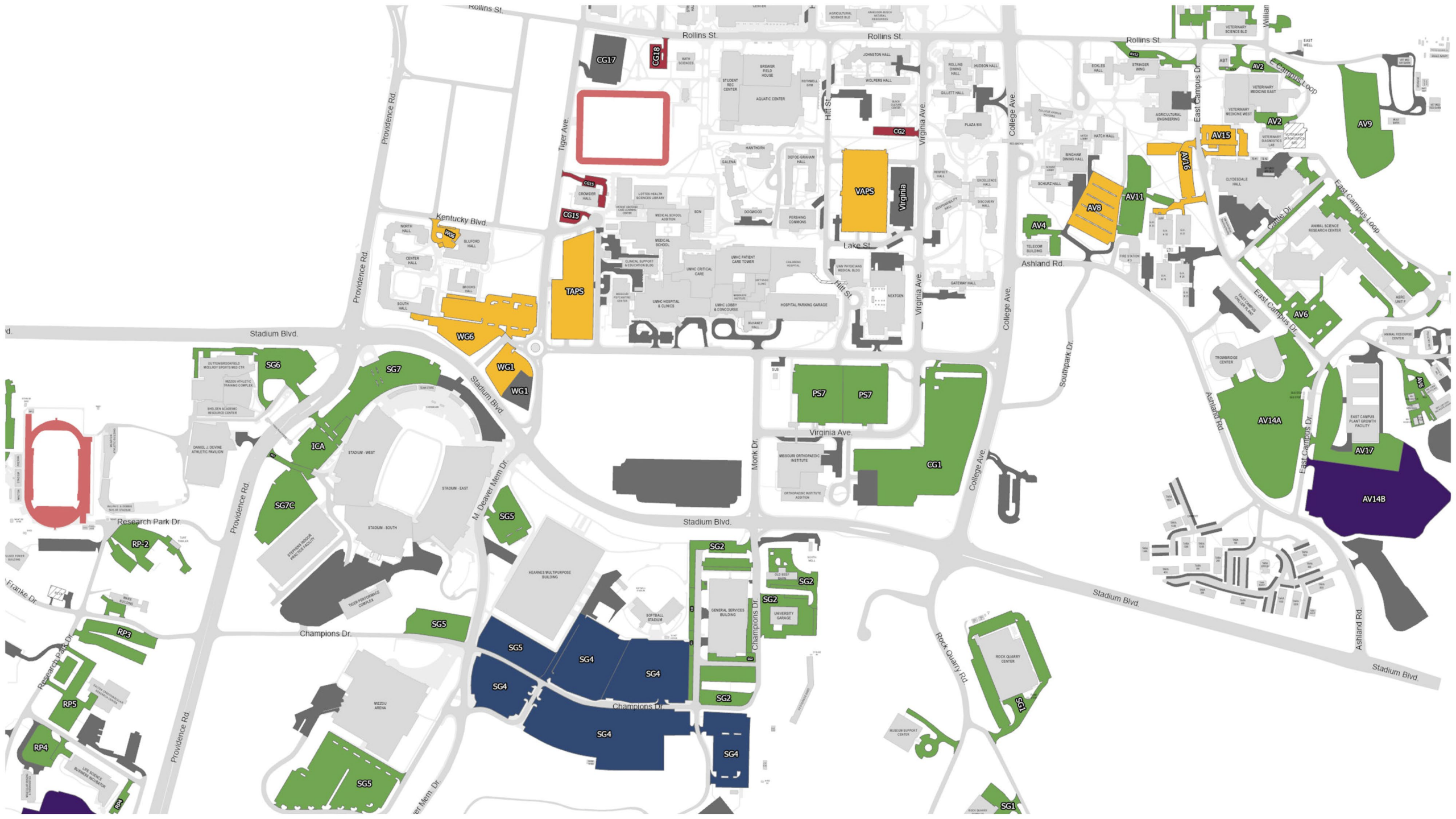
- SG4
- SG4/M
- SG4/N
- SG4/n
- SG4/O
- SG5/K

TIER 4

- AV14B
- RP10



NON-TIER PARKING



Rollins St

Providence Rd

Tiger Ave

Kentucky Blvd

Stadium Blvd

Stadium Blvd

Providence Rd

Champions Dr

Providence Rd

Champions Dr

Champions Dr

Stadium Blvd

Monk Dr

Virginia Ave

Rock Quarry Rd

Stadium Blvd

Stadium Blvd

Rollins St

Rollins St

Rollins St

College Ave

Virginia Ave

College Ave

College Ave

Southpark Dr

Ashland Rd

Ashland Rd

Ashland Rd

TAPS

VAPS

WG6

WG1

SG7C

SG5

SG5

SG5

SG4

SG4

SG4

SG2

SG2

SG2

PS7

PS7

CG1

SG1

AV14A

AV14B

AV15

AV16

AV8

AV11

AV6

AV17

AV2

AV2

AV9

CG17

CG18

CG15

CG15

CG2

CG15

RP-2

RP3

RP5

RP4

RP4

SG6

SG7

SG7C

SG5

SG5

SG5

ICA

SG5

SG5

SG5

SG5

SG6

SG7

SG7C

SG5

SG5

SG5

ICA

SG5

SG5

SG5

SG5

SG6

SG7

SG7C

SG5

SG5

SG5

ICA

SG5

SG5

SG5

SG5

SG6

SG7

SG7C

SG5

SG5

SG5

ICA

SG5

SG5

SG5

SG5

SG6

SG7

SG7C

SG5

SG5

SG5

ICA

SG5

SG5

SG5

SG5

SG6

SG7

SG7C

SG5

SG5

SG5

ICA

SG5

SG5

SG5

SG5

SG6

SG7

SG7C

SG5

SG5

SG5

ICA

SG5

SG5

SG5

SG5

SG6

SG7

SG7C

SG5

SG5

SG5

ICA

SG5

SG5

SG5

SG5

SG6

SG7

SG7C

SG5

SG5

SG5

ICA

SG5

SG5

SG5

SG5

SG6

SG7

SG7C

SG5

SG5

SG5

ICA

SG5

SG5

SG5

SG5

SG6

SG7

SG7C

SG5

SG5

SG5

ICA

SG5

SG5

SG5

SG5

SG6

SG7

SG7C

SG5

SG5

SG5

ICA

SG5

SG5

SG5

SG5

SG6

SG7

SG7C

SG5

SG5

SG5

ICA

SG5

SG5

SG5

SG5

SG6

SG7

SG7C

SG5

SG5

SG5

ICA

SG5

SG5

SG5

SG5

SG6

SG7

SG7C

SG5

SG5

SG5

ICA

SG5

SG5

SG5

SG5

SG6

SG7

SG7C

SG5

SG5

SG5

ICA

SG5

SG5

SG5

SG5

SG6

SG7

SG7C

SG5

SG5

SG5

ICA

SG5

SG5

SG5

SG5

SG6

SG7

SG7C

SG5

SG5

SG5

ICA

SG5

SG5

SG5

SG5

SG6

SG7

SG7C

SG5

SG5

SG5

ICA

SG5

SG5

SG5

SG5

SG6

SG7

SG7C

SG5

SG5

SG5

ICA

SG5

SG5

SG5

SG5

SG6

SG7

SG7C

SG5

SG5

SG5

ICA

SG5

SG5

SG5

SG5

SG6

SG7

SG7C

SG5

SG5

SG5

ICA

SG5

SG5

SG5

SG5

SG6

SG7

SG7C

SG5

SG5

SG5

ICA

SG5

SG5

SG5

SG5

SG6

SG7

SG7C

SG5

SG5

SG5

ICA

SG5

SG5

SG5

SG5

SG6

SG7

SG7C

SG5

SG5

SG5

ICA

SG5

SG5

SG5

SG5

SG6

SG7

SG7C

SG5

SG5

SG5

ICA

DEMAND-BASED PERMIT MODEL

PRICING TIERS, FACULTY/STAFF

	Category name	Price
Higher ↑	Reserved	\$100/month
DEMAND FOR LOCATION	Tier 1	\$60/month
FOR	Tier 2	\$28/month
LOCATION	Tier 3	\$5/month
↓	Tier 4	\$5/month
Lower		

Notes: Tier designations for parking locations remain consistent between pricing groups (e.g., employee pricing, student pricing, etc.) Those with ADA placards will retain the ability to park in any ADA parking spot on campus.

NEXT STEPS

Spring and Summer

- Conversations with stakeholders
- Information sessions
 - 3 p.m. Tuesday, April 23
 - 10 a.m. Wednesday, April 24
 - 10 a.m. Thursday, April 25
- Review feedback, refine proposal

Fall Semester

- Confirm implementation timeline
- Share final plan with more details
- Information sessions
- Pilot opportunity for shuttle services

MIZZOU CAMPUS PARKING MODEL

LEARN MORE



Information about the proposed model

mizzou.us/ParkingModel



Submit feedback via Qualtrics form

mizzou.us/ParkingModel



Check your current parking assignment via the portal

missouri.aimsparking.com



Target effective dates
Faculty and staff: January 1, 2025
Students: July 1, 2025
(Information and location selection period ahead of effective dates)

**Learn more and provide feedback at
mizzou.us/ParkingModel**

APPENDIX

PEER COMPARISON

MONTHLY COSTS FOR CITY OF COLUMBIA PARKING

- **Reserved:** \$120 - \$140
- **Garage:** \$80 - \$100
- **Lots:** \$75

PEER COMPARISON

ANNUAL EMPLOYEE PARKING COSTS AMONG PEERS, SEC

School	Lowest cost option	Highest cost option
Mizzou	\$60.00	\$720.00
Louisiana State	\$66.00	\$1,100.00
Auburn	\$80.00	\$160.00
Ole Miss	\$93.00	\$185.00
Georgia	\$120.00	\$480.00
Arkansas	\$140.00	\$205.00
South Carolina	\$144.00	\$780.00
Mississippi State	\$180.00	\$467.00
Florida	\$216.00	\$1,350.00
Tennessee	\$240.00	\$600.00
Alabama	\$240.00	\$345.00
Texas A&M	\$359.00	\$1,060.00
Kentucky	\$408.00	\$756.00
Vanderbilt	\$552.00	\$1,536.00
Average	\$203.07 (~\$17/month)	\$691.71 (~\$58/month)

PEER COMPARISON

ANNUAL EMPLOYEE PARKING COSTS AMONG PEERS, REGIONAL

School	Lowest cost option	Highest cost option
Mizzou	\$60.00	\$720.00
Illinois State	\$123.00	\$187.00
Illinois	\$143.00	\$762.00
Kansas State	\$170.00	\$247.00
Nebraska	\$276.00	\$648.00
Kansas	\$302.00	\$663.00
Oklahoma	\$311.00	\$311.00
Iowa	\$324.00	\$744.00
Average	\$206.75 (~\$17/month)	\$527.75 (~\$44/month)

DEMAND-BASED PERMIT MODEL

PRICING TIERS, STUDENTS (FALL/SPRING)

Higher
↑
DEMAND
FOR
LOCATION
↓
Lower

Category name	Price
Reserved	N/A
Tier 1	\$360/semester
Tier 2	\$168/semester
Tier 3	\$120/semester
Tier 4	\$30/semester

*Notes: Tier designations for parking locations remain consistent between pricing groups (e.g., employee pricing, student pricing, etc.)
Those with ADA placards will retain the ability to park in any ADA parking spot on campus.*

PEER COMPARISON

ANNUAL STUDENT PARKING COSTS AMONG PEERS, SEC

School	Lowest cost option	Highest cost option
Mizzou	\$60.00	\$720.00
Auburn	\$100.00	\$180.00
Ole Miss	\$100.00	\$525.00
South Carolina	\$110.00	\$520.00
Arkansas	\$110.00	\$973.00
Georgia	\$120.00	\$480.00
Mississippi State	\$135.00	\$193.00
Florida	\$160.00	\$160.00
Kentucky	\$168.00	\$504.00
Louisiana State	\$182.00	\$363.00
Tennessee	\$188.00	\$269.00
Texas A&M	\$359.00	\$679.00
Alabama	\$480.00	\$1,320.00
Vanderbilt	\$520.00	\$2,200.00
Average	\$197.29 (~\$16/month)	\$621.14 (~\$52/month)

PEER COMPARISON

ANNUAL STUDENT PARKING COSTS AMONG PEERS, REGIONAL

School	Lowest cost option	Highest cost option
Mizzou	\$60.00	\$720.00
Illinois State	\$100.00	\$423.00
Illinois	\$143.00	\$720.00
Kansas State	\$198.00	\$231.00
Iowa	\$242.00	\$558.00
Oklahoma	\$274.00	\$1,245.00
Nebraska	\$276.00	\$648.00
Kansas	\$302.00	\$378.00
Northwestern	\$504.00	\$600.00
Average	\$229.88 (~\$19/month)	\$570.33 (~\$48/month)